



### District Report Card: 2017


<b>State:</b> Meghalaya	<b>District:</b> Ri Bhoi
<b>Class:</b> 8	<b>Subject:</b> Language
<b>Schools:</b> 50	<b>Students:</b> 969


### Participation/Coverage


#### Students

<div>GENDER</div> <div></div>	Boys		Girls	
	Number	%	Number	%
	419	43.24	550	56.76

<div>AREA</div> <div></div>	Rural		Urban	
	Number	%	Number	%
	810	83.59	159	16.41

<div>CATEGORY</div> <div></div>	SC		ST		OBC		GEN	
	Number	%	Number	%	Number	%	Number	%
	19	1.96	900	92.88	25	2.58	25	2.58

<div>CWSN</div> <div></div>	LD	VI	HI	S&LD	ID	Oth
	0	1	0	0	0	4

<div>Management</div> <div></div>	Government		Government-aided	
	Number	%	Number	%
	66	6.81	903	93.19

### Average Performance of Students in Language (%)

Overall	Gender		Area		Management		Social Group			
	Male	Female	Rural	Urban	Govt.	Aided	SC	ST	OBC	GEN
49.06	48.50	49.49	50.39	42.31	38.08	49.86	41.05	48.84	54.13	58.13

### Performance on Learning Outcomes (LOs)

Learning Outcomes	Description	Average Performance(%)
L813	Read textual/non-textual materials with comprehension and identifies the details, characters, main idea and sequence of ideas and events while reading	49.06

Range of Performance of Students who Answered Correctly							
Below 30%		30% - 50%		50% - 75%		Above 75%	
Number	%	Number	%	Number	%	Number	%
173	17.85	332	34.26	373	38.49	91	9.39

### Lowest Performing Learning Outcomes (LOs)

1 - Read textual/non-textual materials with comprehension and identifies the details, characters, main idea and sequence of ideas and events while reading (49.06)